

Main Index

Page 2	Contact Info & Airport Theft Prevention
Page 3	Important Notes
Page 4	3-1-1
Page 5	Baggage
Page 6	Customs Guidelines
Page 7	Share with us!
Page 8 - 9	Travel Tips
Page 10	Tipping
Page 11	Famous Sightings
Page 12 - 13	Shopping
Page 14 - 15	Sizing Charts
Page 16	Flight Info
Page 17 - 18	Accommodation
Page 19 - 35	Itinerary
Page 34 - 35	Itinerary at a Glance
Page 37 - 48	Maps
Page 49 - 67	Walking Tours



Contact Info



Mark's Cell: 1.604.836.9987

Office: 1.866.538.2853

Barry's Cell: 1.604.802.9990

Insurance Policy: 808006

Insurance Contact: 1.866.878.0192

Company: STS Tours Inc.



Airport Theft Prevention

1. Use TSA certified luggage locks.
2. Use a plastic cable tie to lock your luggage; if the tie is broken or gone when you pick up your baggage, you will know that your suitcase was opened and that you should check for missing belongings. You can also use a wide piece of packing tape in a similar manner.
3. Pack dirty clothes on top and new purchases on the bottom; thieves are less likely to rummage through dirty clothing.



Important Notes

- Each **traveler is responsible** for ensuring they have suitable clothing for the conditions and take proper care for their safety. As an example: Drink sufficient water to **avoid dehydration** regardless of temperature, apply sunscreen to **avoid sun burn**, pay attention to the **variety of walking surfaces**, and wear **proper footwear**.
- Confirm **air ticket names are as per the passport** immediately upon receipt. Errors need to be identified immediately so they can be corrected - at least 72 hours notice.
- Seal checked luggage with a TSA lock or plastic zap strap. If opened, check for stolen items and report to the airport.
- **NEVER** pack jewelry or anything of value in your checked luggage.
- Secure all valuables in the hotel safe or safety deposit box - never in your luggage in the room.
- Call the insurance company for a reference number **prior** to seeking any medical attention. This ensures coverage and allows them to provide assistance.
- When leading a group, always have **one chaperone at the front and one at the back**. When proceeding through customs, using public transportation, crossing a street, turning a corner, etc., **always** check to ensure the group is still with you.
- When using the subway, always make sure that the group knows the stop they are to get off at, but do not assume they will see it. **You will need to remind everyone**.
- Never let anyone go in a group of less than 3. Four is best so that if they need help, there is never less than two people together.
- Make sure that there is a clear understanding of a meeting time and place before everyone breaks into smaller groups.
- Prior to departure, ensure all students have the following: Passport, School ID, Adequate currency, Medications in carry on, and no sharp objects or perceived weapons in carry on.
- Ensure you, the chaperone, have the following: Air tickets, Medical information for students, Signed permission forms from parents, Insurance card with phone number, Adequate currency and tip money.
- Have all luggage labeled & tagged with colored string.
- Ensure all access to adult TV channels & long distance is restricted for students.
- Students must **NEVER** leave their passport in their suitcase. They should always carry it securely with them, have it stored in the hotel safe, or leave it with a chaperone.

3-1-1

3-1-1 for carry-ons = Liquids in a **3** ounce bottle or less (app 100ml); **ONE** 1-quart sized (app 1 liter), clear, plastic, zip-top bag; **ONE** bag per passenger placed in screening bin. **This limits the total amount of liquids each passenger can bring.**

Consolidate bottles into one bag and x-ray separately to speed screening.

Be prepared. Each time TSA searches a carry-on it slows down the line. Practicing 3-1-1 will ensure a faster and easier checkpoint experience.

3-1-1 is for short trips. If in doubt, put your liquids in checked luggage.

Declare larger liquids. Prescription medications, baby formula and milk are allowed in quantities exceeding three ounces and are not required to be in the zip-top bag. Declare these items for inspection at the checkpoint.

Come early and be patient. Heavy travel volumes and the enhanced security process may mean longer lines at security checkpoints.



Baggage

CHECKED BAGGAGE:

ONE checked bag

- + Not to exceed: 50lbs / 23kg each
- + Outside dimensions (L+W+H) not to exceed 62 inches / 158 cm

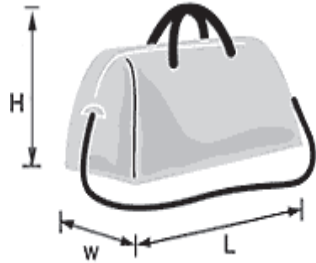
CARRY ON BAGGAGE:

ONE carry on bag

- + Outside dimensions (LxWxH) 9x15.5x21.5 “ / 55 x40 x 23 cm
- + 22lbs / 10kg

ONE personal item

- + A personal item may be: a purse, lap top or briefcase (no more than 10kg/ / 22lbs
- + 16x33x43cm / 6x13x17cm



REMINDER:

DO NOT PACK JEWELRY, CASH, IMPORTANT DOCUMENTS, PRESCRIPTION DRUGS, CAR OR HOUSE KEYS, OR OTHER IRREPLACEABLE ITEMS IN CHECKED BAG.

If your checked bag is over weight or exceeds size limitations, you will be subject to additional charges at airport check-in.


If your carry on bag has disallowed items, you will be required to re-pack them in your checked bag or you may be required to surrender them at customs/security.

Share with us!

Want your group's pictures featured on our website or social media pages?!?


If any group members would like us to share some of your trip's pictures online, we would love to get in on the action!

- **Instagram** - Tag STS Tours on the pictures
@ststours - www.instagram.com/ststours
- **Facebook** - Like our page and 'share' your pictures with us
<https://www.facebook.com/STSToursInc>
- **Website** - Either send us pictures through one of the above social media pages, or email them directly to us! sts@ststours.ca



Travel Tips

- For travel outside Canada, passports are now mandatory. As group leader, we recommend that you ensure that everyone has the proper documentation. Double check that anyone without a Canadian passport has proper documentation to travel to your destination.
- We also recommend that the group leader make 2 copies of each participant's passport. One copy is to be kept by the individual at home in a safe location (but not WITH the passport) and the second copy should be taken by the group leader to the travel destination. Should the passport be lost or stolen, the photocopy will facilitate its replacement.
- It is also highly recommended that each member of the group wear a passport pouch to hold both their passport and money.
- Have in your possession some documentation that authorizes that the students travel with you as part of the school tour.
- Please remind the group members of your behavior expectations and consequences while on tour.
- We recommend that you obtain medical information from all your group participants.
- Two (2) bags - 1 checked and 1 carry on is suitable for any tour.
- Because of tightened security and the huge numbers of people travelling these days, we recommend that you rendezvous with your group at the airport 3 hours prior to flight time.
- Please check the size and weight restrictions for checked and carry on baggage and ensure that everyone's luggage meet these requirements.
- Please be very cautious with the items you have in your carry on. Anything that may be perceived as a weapon will be confiscated.



Travel Tips

- Travelling is not the time to take your best and most expensive items out of storage. The group should not take anything that you are worried about losing on the trip.
- To call home, group members should check with their own phone company on how to call home. Phone cards may be an easy solution. Cell phones are subject to roaming charges, so double check your package. International plans can be purchased from your phone company.
- So many people use black roll type suitcases these days that it can be difficult to identify the bags that belong to your group. A handy tip for assisting your group is to tie a length of colourful string or surveyors tape to the handle of each person's bags.
- Please ensure that the group understands that appropriate behavior is expected in the airports, on the airplane, in the hotels, and at all attractions.
- We have provided you with the hotel names and phone numbers. We recommend that you provide this information to the parents. In addition, you may wish to establish a "phone tree" for the parents in the event that flights are delayed, cancelled, or missed.
- Part of the Tourism industry is the habit of tipping for services. Please collect in advance from each participant an amount that you as a group leader can distribute to your guides and drivers. Please note that tipping in restaurants has been prepaid for all meals organized as part of your tour and additional tipping is not necessary.
- Please discuss how your group plans to handle money. Travellers' cheques are the best way to ensure safety, but can be difficult to cash, so are not recommended. ATM machines are readily available but charge for each transaction and can be time consuming to find and use.

Tipping

Tipping is at the discretion of the client and should be given because the client is happy with the service. It is standard to tip in certain cases unless the service is poor. If the service is poor, we suggest providing no tip and we would like to know about it. The dollar ranges indicated below are only guidelines. If the client wishes to tip a higher amount, it is up to their discretion.

Here are some guidelines for you; all prices are quoted in USD.

Adult groups will normally tip \$1.00 per person and \$2.00 per person for tour guides but student groups are usually less.

Guides

- Meet & Greet - without commentary & assistance
\$15.00 minimum
- Meet & Greet - with commentary & assistance - \$1/person
\$30.00 minimum
- Tour Guides - varies with length/quality of tour - \$1 - \$2/person
\$20.00 minimum

Coach Drivers

Drivers providing Transfers

- Without commentary or luggage assistance - \$15.00 minimum
- No commentary but luggage assistance - \$25.00 minimum
- Commentary + Luggage Service - \$40.00 minimum

Drivers Providing Tours

- Driver on a short tour - \$25 minimum
- Driver on a full day tour - \$50 - \$75

Restaurants

- Any meals arranged as part of your tour DO NOT require tipping
- Meals on Own - 18% of bill recommended

Housekeeping

If the client has been particularly untidy, a tip would be courteous.

- \$1 - \$2 per day is a good guideline

We suggest that you pre-collect the money (prior to the tour) and have it ready to hand to the guide in an envelope. If you choose not to tip, then just shake their hand without an envelope!



Famous Sightings

1. Metropolitan Museum of Art (1000 5th Ave)

Several famous movies have been filmed here, such as *When Harry Met Sally* and *The Thomas Crown Affair*. Filming had to be moved (*The Thomas Crown Affair*) for the heist scene to the NYC Library because the museum would not allow them to show artwork being stolen!

Refer to [Museum Mile Map pg. 48 - #19](#)

2. Soup Kitchen International (259 A West 55th - off 8th Ave)

Seinfeld, the real life location of the Soup Nazi.

Refer to [Midtown Map pg. 42](#)

3. Rockefeller Center (5th Ave between 49th & 50th)

Home Alone 2, McAuley Caulkins' character gazes at the Christmas Tree and skating rink wishing to be reunited with his family.

Refer to [Rockefeller Center Map pg. 47](#)

4. Trump Tower (5th Ave between 56th & 57th)

The popular reality TV show 'The Apprentice' is filmed in this building.

Refer to [Walking Tour of 5th & Madison Avenue pg. 62-63](#)

5. Greenwich Village (90 Bedford St - At Grove)

Friends, the apartments owned by the cast in the show filmed here.

Greenwich Village (10 St. Lukes Street)

Cosby Show, this is the location of the Huxtables' home in the TV show.

Refer to [Walking Tour of Greenwich Village pg. 56-57](#)

6. Katz Deli (205 East Houston - At Ludlow)

When *Harry Met Sally*, the famous scene with Meg Ryan and Billy Crystal takes place in this restaurant... and the food's great too!

Refer to [Lower Manhattan Map pg. 41](#)

7. Midtown (Lexington & 52nd)

The Seven Year Itch, this is where the famous scene of Marilyn Monroe's dress being blown up was shot.

Refer to [Midtown Map pg. 42](#)

8. The Empire State Building (34th & 5th)

King Kong, the famous scene of King Kong high atop a building being shot at (at the time, the worlds tallest).

Refer to [Walking Tour of the Empire State Building pg. 64-65](#)

Shopping


Greenwich Village and SoHo

Famous for newest up an coming exciting New York designers. Artists and artisans flourish here.



Garment District

New York houses with retail outlets, sewing supplies and great fabric stores. 36th - 38th between 6th and 8th.



Nordstrom Rack

Discount store with a great selection of mid to high end brands and designers. Similar to Century 21 or Winners.



Shopping



Canal Street

A street to practice your bartering skills for handbags, jewelry, scarves, music, and more!



5th Avenue

High end fashion and jewelry - great window shopping.




Famous Department Stores

Macy's and Bloomingdale's - moderate and high end.



Century 21

Racks and racks of designer fashions and accessories at deep discounts. Some find it pricey and claustrophobic, others love it! Adjacent to Ground Zero.



Sizing Chart

MEN

Shirts			Pants		
U.S. and Canada	U.K.	Europe	U.S. and Canada	U.K.	Europe
14	14	36	32	32	42
14.5	14.5	37	34	34	44
15	15	38	36	36	46
15.5	15.5	39	38	38	48
16	16	41	40	40	50
16.5	16.5	42	42	42	52
17	17	43	44	44	54

Shoes		
U.S. and Canada	U.K.	Europe
7	6.5	40
7.5	7	40.5
8	7.5	41
8.5	8	42
9	8.5	42.5
9.5	9	43
10	9.5	44
10.5	10	44.5
11	10.5	45
11.5	11	46
12	11.5	46.5
12.5	12	47

Sizing Chart

WOMEN

Clothing			
U.S. and Canada	U.K.	Europe	Australia
2	32	4	6
4	34	6	8
6	36	8	10
8	38	10	12
10	40	12	14
12	42	14	16
14	44	16	18
16	46	18	20
18	48	20	22
20	50	22	24

Shoes		
U.S. and Canada	U.K.	Europe
6	3.5	36
6.5	4	37
7	4.5	37.5
7.5	5	38
8	5.5	38.5
8.5	6	39
9	6.5	39.5
9.5	7	40
10	7.5	41
10.5	8	42

Flight

CHECK IN A MINIMUM OF 3 HOURS PRIOR TO DEPARTURE

FROM: Vancouver, BC
TO: New York, NY
DATE: May 22, 2024
AIRLINE: Air Canada

DEPART: Vancouver International Airport
FLIGHT: AC548
TIME: 8:25AM
ARRIVE: Newark International Airport
TIME: 4:59PM (16:49)

FROM: New York, NY
TO: Vancouver, BC
DATE: May 28, 2024
AIRLINE: Air Canada

DEPART: Newark International Airport
FLIGHT: AC549
TIME: 6:10PM (18:10)
ARRIVE: Vancouver International Airport
TIME: 9:04PM (21:04)



Accommodation


Room #

Name

_____	<ul style="list-style-type: none">• Nathan Sheng• Justin Chen• Evan Chen
_____	<ul style="list-style-type: none">• Evan Hung• Flynn Althaus• Anson Sutter• Henry Wang
_____	<ul style="list-style-type: none">• Monife Adeyemi• Isabella Schumann• Lauren Nichols
_____	<ul style="list-style-type: none">• Callista Lee• Sophie Curran• Hennessy McLeod
_____	<ul style="list-style-type: none">• Angelina Yee• Yuki Lam• Kate McPhail• Ada Wang
_____	<ul style="list-style-type: none">• Avery Funk• Julia Brasso• Isla Rolfsen• Lucy Cameron
_____	<ul style="list-style-type: none">• Karman Wong• Cindy Tsai• Nicole Qui• Ivy Jiang Langdon
_____	<ul style="list-style-type: none">• Maria Dimas• Heather Doge
_____	<ul style="list-style-type: none">• Dean Long• Henry Long

Notes

Holiday Inn Express Chelsea
232 W 29th Street
212.695.7200



A background image of the Statue of Liberty at night, illuminated with lights. The statue is the central focus, with its torch raised high. The background is dark, with some city lights visible in the distance.

Itinerary Index

Pages 20 & 21	Day 1 & Details
Pages 22 & 23	Day 2 & Details
Pages 24 & 25	Day 3 & Details
Pages 26 & 27	Day 4 & Details
Pages 28 & 29	Day 5 & Details
Pages 30 & 31	Day 6 & Details
Pages 32 & 33	Day 7 & Details
Pages 34 & 35	Itinerary at a Glance

Day 1

May 22, 2024

- 5:30 am Arrive at Vancouver International Airport
- 8:25 am **Depart for New York
Air Canada Flight AC548**
- 4:59 pm Flight arrives in New York (Newark Airport)
- 5:00 pm Baggage
- 5:30 pm **Coach transfer to hotel**
- 6:30 pm Coach drop at hotel
Check in
- Holiday Inn Express Chelsea**
232 W 29th Street
212.695.7200
- 8:00 pm Dinner as group
own cost
- 9:00 pm Times Square

Coach Transfer:

Custom Coach and Limo

Dispatch No. 1.646.624.7826 **Charter# 44455**

Claim luggage, follow signs to Ground Transportation Desk. Call coach on courtesy phone. Obtain **bus name, number, and location** for pickup from dispatch to easily identify your bus when outside of the terminal. Your driver's number will also be provided 2 days before travel and they will be given your contact details in order to call on arrival.

Suggested tip to driver: \$50

Metro cards in your package

Please do not lose your metro card!

Any metro cards lost must be re purchased in a station with an attendant present -- at your own cost.

Details



N
E
W



NEW YORK



O
R
K



Day 2

May 23, 2024

- 8:00 am Breakfast at hotel
- 9:30 am Walk to Parson's
- 10:00 am **Parson's School Visit**
72 Fifth Avenue, New York, NY 10011
212.229.5155
- 11:00 am Walk to Whitney Museum
- 11:30 pm **Whitney Museum**
99 Gansevoort Street
212.570.3600
2:00pm & 2:15pm entrances (split group in 2)
- 1:00 pm Lunch on own
- 2:00 pm Walk to Gallery
- 3:00 pm Optional **FIT Museum Visit** (free)
227 W 27th St, New York, NY 10001
212.217.4558
- 5:00 pm 5th Avenue & Rockefeller Center
- 6:00 pm Dinner as group
own cost
- 7:00 pm Walk to Empire State Building
- 8:00 pm **Empire State Building**
350 Fifth Avenue
Check in early - tickets in your package.
- Return to the hotel

Details

Parson's School Visit

Reservation under Point Grey / Dean Long / STS Tours

Proceed to the New School Visitors Center to meet your guide. Booking for 20 total guests.

Walk East along 29th Street to Broadway. Turn Right. Continue south to 5th Avenue, stay on 5th and continue south to The New School at 5th Avenue and 13th Street.

You may also take the subway (Red #1 line Downtown to 14th Street, then walk East), but it takes nearly as long as walking.

Whitney Museum

Reservation under Point Grey / Dean Long

Upon arrival, please have the group wait outside (on the steps, West of the main lobby doors) while the group leader proceeds inside to pick up the tickets.

Walk West along 13th. Stay on 13th, past 8th Avenue. Slight Right onto Gansevoort Street. Continue on Gansevoort Street to the museum, just past the Highline and before 11th Avenue.

No subway option.

FIT Museum

Free Entrance - on own

Walk back towards the hotel - East on Gansevoort Street to 7th Avenue. Turn Left and North to 26th for the FIT Museum.

You may also use the same Red line Uptown from 14th to 28th

Rockefeller Center & 5th Avenue

Radio City Music Hall, NBC Studios Gift Shop, Rockefeller Plaza, Ice Rink, St. Patrick's Cathedral. (Between 5th and 6th)

Depart hotel, turn right, turn left on 51st Street. Continue East on 51st to 5th Avenue for St. Patrick's Cathedral. You will pass Rockefeller Center between 5th & 6th Avenue.

Maps in package for all directions in booklet and in package

Empire State Building

Tickets are in your package - Booking# SA682F8H

Tickets are timed, please do not be late.

Day 3

May 24, 2024

- 8:00 am Breakfast at hotel
- 9:30 am Subway / Walk to Guggenheim
- 10:45 am **Guggenheim**
1071 Fifth Avenue (off of 88th)
If running late, call: 212.423.3636
**This is a self-guided visit*
- 12:30 pm Walk to Cooper Hewitt
- 12:45 pm Lunch at Cafe in Cooper Hewitt
own cost
- 1:00 pm **Cooper Hewitt**
2 E 91st Street (off 5th Avenue)
212.849.8400
**This is a self-guided visit*
- 2:15 pm Walk to Museum of Natural History
- 3:00 pm **Museum of Natural History**
200 Central Park West
212.769.5100 / 212-769-5200
**This is a self-guided visit*
- 5:00 pm Subway to Brooklyn Bridge
- 6:00 pm Walk Brooklyn Bridge
- 7:00 pm Shops & DUMBO area
Brooklyn Bridge Park
- 8:00 pm Dinner as group
own cost - suggest: Time Out Market
- 10:00 pm Return to Midtown area & Hotel

Details

Guggenheim

Group is to arrive and wait out front. Group leader is to enter through the main entrance on 5th Avenue and go to the Group Sales Check In desk to receive tickets for everyone. After you receive all of the wristbands, group members may put them on and enter the museum.

Order# K8T*Q7YV69K* // Point Grey Secondary / STS Tours

Ticket confirmation in your package

Walk North to 34th Street / Penn Station and take C line (Blue) Uptown to 86th Street. Exit station and walk along 86th street across Central Park, turn Left at Fifth Avenue and continue to Guggenheim.

Cooper Hewitt

Arrive 10 minutes early. Group may enter main entrance on 91st Street and gather inside the Great Hall (away from Admissions desk). The Group Leader proceeds to the Admissions desk to receive tickets.

Customer# 138737 / Order# 944944 / Bring confirmation in package

Exit Guggenheim and walk North 2 blocks to the Cooper Hewitt

Museum of Natural History

Groups arriving by bus or on foot must use the loading area in front of the Rose Center for Earth and Space on the 81st Street driveway.

Order Number: 65784662

Reservation form states 2pm, but is confirmed for 3pm

Order under Point Grey Secondary or STS Tours

Exit Cooper Hewitt and walk across Central Park + slightly South to 81st street (25 min walk). Entrance at 81st & Central Park West.

Brooklyn Bridge Walk & DUMBO

There are several route you can take, but the C (Blue) line Downtown from Museum of Natural History will take you to Fulton Street. Exit station and walk 1-2 blocks North for the Brooklyn Bridge walkway entrance. Cross bridge on pedestrian path to DUMBO area.

Return to Hotel

From DUMBO area, you may take the C or F line to the hotel area. C (Blue) Uptown to 23rd Street OR F (Orange) Uptown to 34th Street will take you back to the hotel area with no changes required.

Day 4

May 25, 2024

- 8:00 am Breakfast at hotel
- 8:45 am Walk to Pier 83
- 9:15 am Check in 45 minutes prior to sailing
- 10:00 am **Circle Line Sightseeing Boat Tour**
Pier 83, West 42nd Street at the Hudson River
212.563.3200
- 12:00 pm Lunch/Snack on boat
- 1:00 pm Subway/Walk to MOMA
- 2:00 pm **Museum of Modern Art Visit**
Group Entrance: 4 West 54th Street - Bet 5th & 6th Ave.
212.708.9400
- 4:00 pm Return to Hotel
- 6:00 pm Dinner as group
own cost
- 7:30 pm Walk to Theatre
- 8:00 pm **Broadway Show - Hadestown**
Walter Kerr Theatre
219 West 48th St - New York, NY 10036
Between 8th & Broadway

Details

Circle Line Sightseeing Boat Tour

Pickup Tickets on arrival - Order# 1556316

Check in with Circle Line Sightseeing for your tickets.

Please arrive 45 minutes before sailing to pickup tickets and get checked in. You will load 20-30 minutes prior to departure.

Walk West to 12th Avenue and walk along the water North to 42nd Street (35 min walk). There are no direct subway routes, so walking is best. Please ensure you arrive 45 min early for boarding. There is a small 'lunch'/snack provided with your boat tour.

Museum of Modern Art

Order# 106952341

School group entrance is The Lewis B and Dorothy Cullman Education and Research Building at 4 West 54 Street between 5th & 6th Avenues. Please have the Group Leader check in at Group Services desk to collect tickets. Museum cannot accommodate groups if you arrive too early.

Walk North on 12th Avenue to 54th Street. Turn Right. Continue past 6th Avenue to the MOMA entrance. No good subway routes, so walking is again the best option.

Broadway Show - Hadestown

Pick up tickets at box office under "STS Tours" or "Mark Wilson"

Order# 811542

Day 5

May 26, 2024

- 8:00 am Breakfast at hotel
- 9:00 am Walk to Highline
- 9:30 am Highline Walk, Chelsea, & Hudson Yard
Possible stop at Aperture Gallery
- 11:30 am Walk to Greenwich Village
- 12:00 pm **Greenwich Village Culinary Walking Tour**
Group 1 x 15 people
Meet at Murray's Cheese Shop - 254 Bleecker Street
Group 2 x 14 people
Meet at Monte's Trattoria - 97 MacDougal St.
Arrive 15 minutes early - Guide will be waiting out front
Please ensure any allergies/dietary needs are in group 2
Emergency Contact # (917) 408-9539
- 3:30 pm Subway to **SOHO and Canal**
- 4:00 pm **Canal Street, Little Italy, SOHO**
Optional Walking Tour of Greenwich and SOHO - pg 56-59
& Little Italy - pg 50-51
- 6:00 pm Light Snack
- 7:00 pm Subway / Walk to Ghost Tour
- 7:30 pm **Ghost Tour**
Washington Square Park
Corner of West 4th & MacDougal St.
2 groups - 7:30pm & 7:45pm tour times
- 10:00 pm Return to Hotel

Details

Directions to Highline

Walk West to Highline @ 10th Avenue. Take stairs up to Highline and walk South. Exit at end of walkway onto Gansevoort.

Walk East (Turn Left) on Gansevoort to Hudson. Turn Right. Continue to Abingdon Sq. Park. Cross park onto Bleeker. Continue South on Bleeker to Murray's Cheese (15 min)

You may wish to have a google maps route for this walk.

Greenwich Tours

Original Greenwich Village Tour x 15

Heart & Soul of Greenwich Village Tour x 14

Tour will include food tastings.

18% Gratuity has been prepaid

Directions to Canal/SOHO

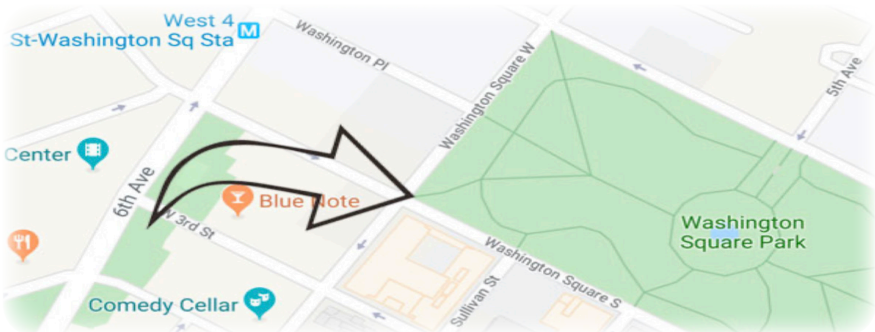
Take the C/E train Downtown from W4 Station (ask guide for directions to W4 station) to Canal Street Station. Take the 'Canal' St. Exit. After you climb the stairs to street level, turn around and you will be facing Canal. Turn left and continue walking East until you reach Broadway & Canal St. Ask your Greenwich Village tour guide if you need assistance.

Ghost Tour

Emergency Contact: Robert 518.578.2506

The Greenwich Village tour starts at the south-west corner of Washington Square Park—the corner of W. 4th Street, and MacDougal.

Your professor will dress distinctly—you'll be able to spot them by their dapper bow tie and scholarly demeanor.



Day 6

May 27, 2024

- 8:00 am Breakfast at hotel
- 9:00 am Subway to Met Museum
- 10:00 am **Metropolitan Museum of Art Visit**
1000 Fifth Avenue
Running late call 212.570.3711
- 1:00 pm Lunch on own at the Met
- 3:00 pm Central Park
- 5:00 pm Return to Midtown
- 7:00 pm Dinner as group
own cost
- 10:00 pm Return to Hotel

Details

Metropolitan Museum of Art

Arrive as close to scheduled time as possible as you are not permitted to enter prior to visit time. Entrance is at ground level **81st Street and Fifth Avenue**. Check in at the Carson Family Hall Group Desk located in the Uris Center for Education.

Bring confirmation included in your package with you to visit
Confirmation# 45839470

Enter through 81st Avenue entrance

Use the same directions as the day for Guggenheim, taking the C (blue) train Uptown to 86th Street Station. You can walk across the park to 5th Avenue for the Met Museum OR take the M86 bus across the park and get off the bus at the first stop once you cross the park (84th St & 5th Avenue).

Walk South on 5th Avenue to 81st Street for entrance into museum.

Return to Midtown

After visiting the museum, you are free to explore Central Park and wind your way back to Midtown.

Day 7

May 28, 2024

- 8:00 am Breakfast at Hotel
- 8:30 am Check out / Store Bags
- 9:00 am **Graffiti Tour**
Guide - Robin Garr
Ph: 917-887-5476
- 1:00 pm Lunch on own
suggest: Grand Central Terminal
- 1:30 pm Return to Hotel
- 2:15 pm Meet Coach / Load Bags
- 2:30 pm Coach to Airport
- 5:00 pm Dinner at Airport on own
- 6:10 pm **Depart EWR for Vancouver**
Air Canada Flight AC549
- 9:04 pm Arrive YVR Airport



Details

Graffiti Tour

Your guide will meet you at your hotel in the lobby.

Guide name and number on pg. 32.

Suggested tip for guide: \$50

Your guide will get you on the subway back to Grand Central Terminal for lunch and the departure for airport. Please ensure they know you must be at Grand Central by 1pm for a quick lunch and able to walk back to the hotel by 2:15pm for your transfer to the airport.

Coach Transfer:

Custom Coach and Limo

Dispatch No. 1.646.624.7826

Charter# 44456

Your coach will pick you up out front of the hotel. They will contact you on your mobile number prior to arrival.

Suggested tip to driver: \$50



Itinerary at a Glance

Point Grey Secondary
NEW YORK 2024

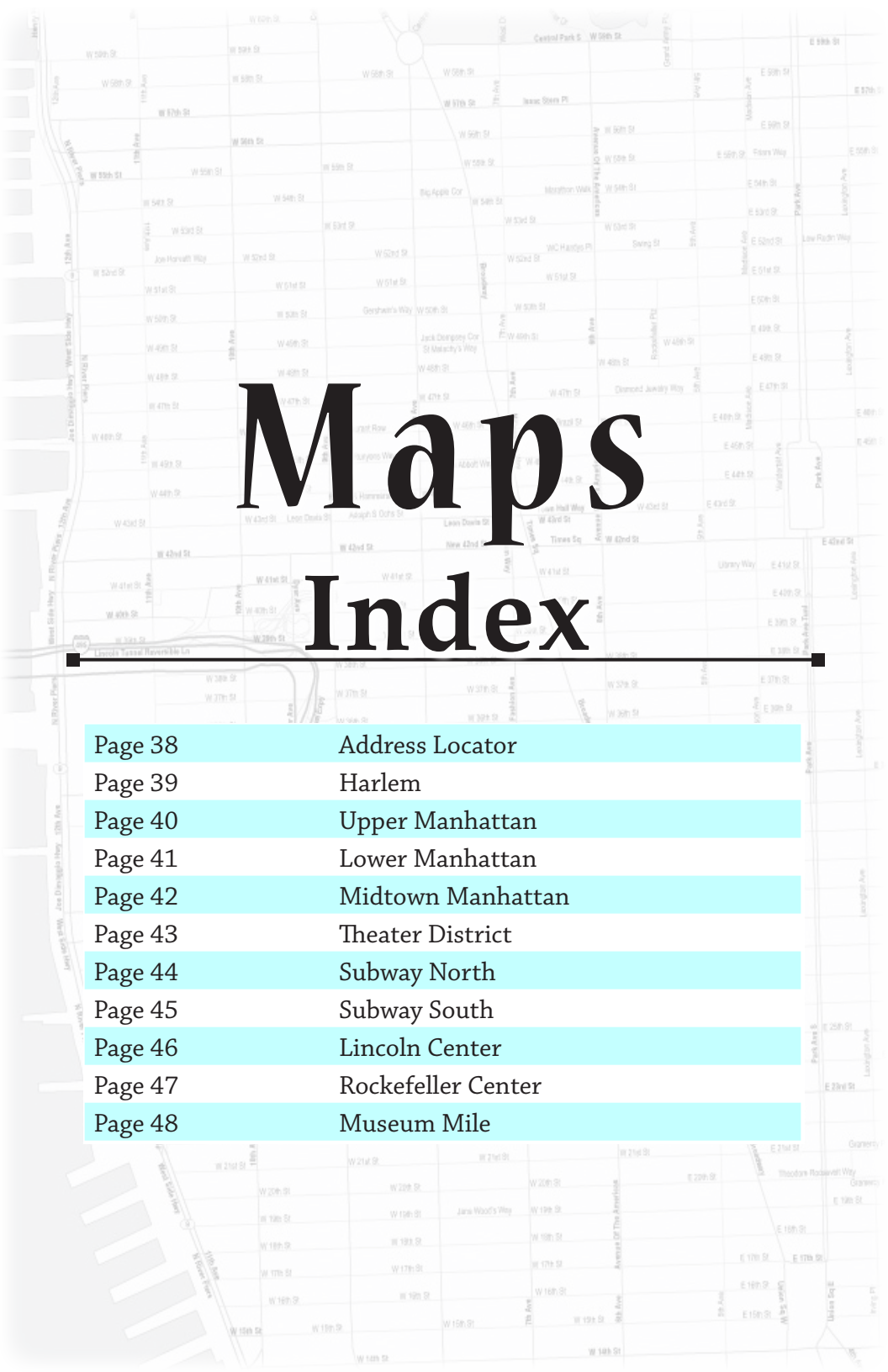
BOOKED ACTIVITIES

DAY	1	2	3	
DATE	Wed, May 22	Thu, May 23	Fri, May 24	
07:00 :30	Arrive at Airport 530AM			
08:00 :30	Depart Vancouver	Breakfast at hotel	Breakfast at hotel	Brea
09:00 :30		Walk to Parson's	Subway to Guggenheim	Subv
10:00 :30		Parson's School visit	Guggenheim	Load
11:00 :30		Walk to Whitney Whitney Museum		Sigh
12:00 :30			Walk to Cooper Hewitt Lunch in café - or eat after visit	Lunc
01:00 :30		Lunch as group	Cooper Hewitt Museum Visit	Dis
02:00 :30		Subway/Walk to FIT	Walk through Central Park to Museum	Subv
03:00 :30		FIT Gallery	Museum of Natural History	MON
04:00 :30				Retu
05:00 :30	Arrive NYC - 4:59PM Baggage Transfer to Hotel	5th Avenue & Rockefeller	Subway to Brooklyn Bridge	
06:00 :30	Check in	Dinner as group <i>Hell's Kitchen area</i>	Walk Brooklyn Bridge	Dinn
07:00 :30		Walk to ESB Check in	Shops & DUMBO Brooklyn Bridge Park	Sugg
08:00	Dinner as group	Empire State Building	Dinner as group <i>Suggest: The Time Out Market</i>	Wall
09:00				Brea
10:00	Times Square	Return to Hotel	Return to Hotel	Hada
11:00	Return to Hotel			Retu

Itinerary at a Glance

& TOURS

4	5	6	7
Sat, May 25	Sun, May 26	Mon, May 27	Tue, May 28
Breakfast at hotel	Breakfast at hotel	Breakfast at hotel	Breakfast at hotel Check out and store bags
Subway to AIA	Subway to Highline	Subway to Met	Graffiti Tour
Highline Boat	Highline Walk Chelsea area & Hudson Yard		
Seeing Boat Tour	Stop at Aperture Gallery	Metropolitan Museum of Art	
	Walk to Greenwich		
On boat	Greenwich Village Culinary Tour 15 Original / 14 Heart @ 12pm		
Embark			Subway
Subway/Walk to MoMA		Lunch as group	Lunch as group <i>Suggest: Grand Central Terminal</i> Return to Hotel
MoMA			Grab Bags Coach Transfer to Airport
		Central Park	
	Subway		Arrive at Airport
Return to Hotel	Canal & SOHO Shops		
		Return to Midtown	Dinner at airport on own
Dinner as group <i>Suggest Chelsea Market</i>	Light Snack		Depart NYC
	Subway/Walk to Ghost Tour	Dinner as group	
Walk to Theatre	Ghost Tour		
Midway Show Westtown			
			Arrive Vancouver
	Return to Hotel	Return to Hotel	
Return to Hotel			



Maps Index

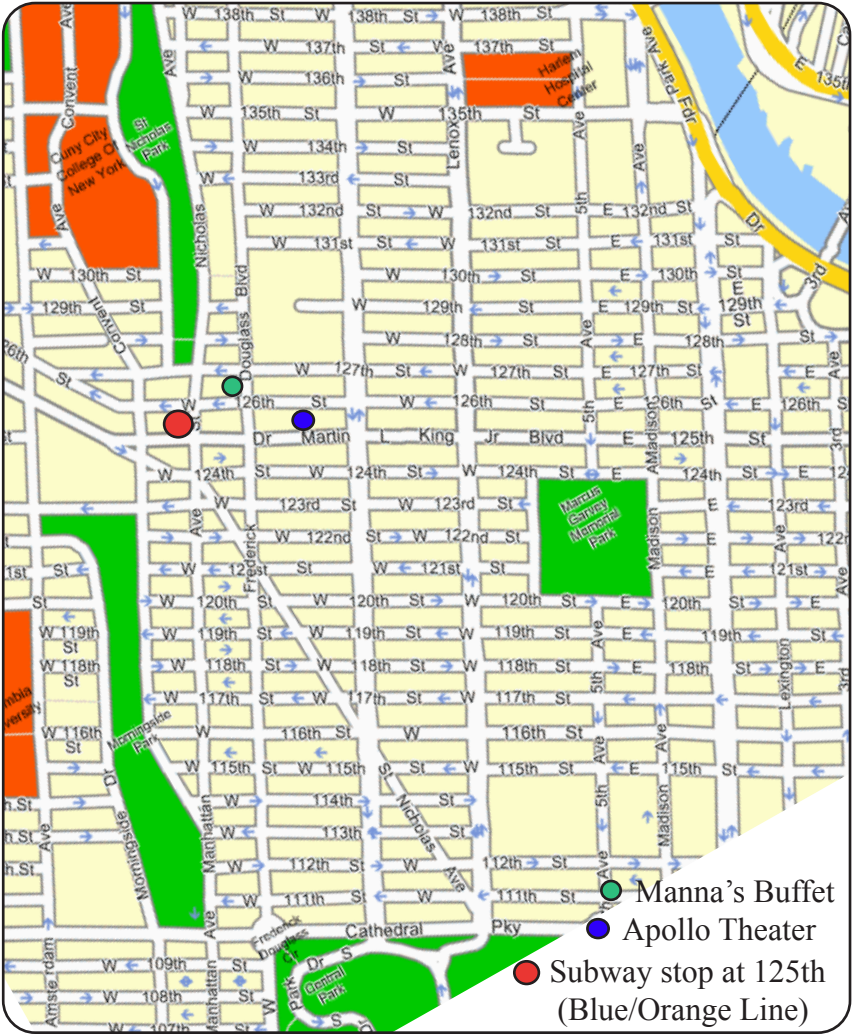
- Page 38 Address Locator
- Page 39 Harlem
- Page 40 Upper Manhattan
- Page 41 Lower Manhattan
- Page 42 Midtown Manhattan
- Page 43 Theater District
- Page 44 Subway North
- Page 45 Subway South
- Page 46 Lincoln Center
- Page 47 Rockefeller Center
- Page 48 Museum Mile

Address Locator

West Side										East Side				
Streets	11th Ave. / West End Ave.	10th Ave. / Amsterdam Ave.	9th Ave. / Columbus Ave.	8th Ave. / Central Park West	Broadway	7th Ave.	Avenue of the Americas	5th Ave.	Madison Ave.	Park Ave.	Lexington Ave.	3rd Ave.	2nd Ave.	1st Ave.
10				10	805	5	475	30				45	145	155
12		5	5	50	825	25	485	60				85	190	195
14	5	50	45	80	850	65	530	60			5	125	230	240
16	40	95	95	120		100	575	80			35	175		280
18	85	130	130	160	875	140	620	110		220	65	205	315	310
20	120	160	160	195	905	170	665	135		250		240	345	345
22	160	210	200	235	940	210	700	170		300	20	280	380	380
24	200	240	230	280	1100	245	745		25	325	45	325	425	405
26	255	285	275	325	1135	285	775	220	45	365	85	355	460	450
28	280	315	320	365	1180	320	815	250	80	405	120	396	500	485
30	315	350	350	400	1215	365	855	280	120	445	160	430	545	515
32	355	385	390	440	1260	405		320	155		200	465	585	550
34	390	440	435	480	1315	445	890	360	185	10	245	510	620	600
36	450	470	470	515	1355	485	985	390	215	40	280	540	660	630
38	465	500	500	570	1400	525	1020	420	255	70	315	580	710	670
40	520	540	545	620	1435	560	1065	460	280	100	355	620	750	700
42	550	585	580	660	1480	600	1100	500	325	130	405	664	795	745
44	595	620	625	700	1515		1150	530	340	200	440	705	825	790
46	635	650	660	735	1555	700	1180	560	380	250	480	745	860	820
48	665	685	700	790	1595	725	1220	600	415	275	515	775	900	825
50	705	735	740	830	1630	760	1265	630	445	315	555	820	940	886
52	740	775	780	890	1675	800	1300	660	500	350	595	870	985	945
54	780	810	820	910	1710	840	1340	680	535	400	640	910	1025	985
56	820	855	865	955	1755	880	1380	720	575	435	675	936	1065	1020
58	850	895	910		1795	920	1420	745	620	480	725	975	1105	1065
60	15	20	25	15	1840			790	655	520	765	1010	1140	1100
62	60	65	60	25	1885			810	690	560	805	1050	1180	1130
64	110	110	100	50	1920			830	735	600	840	1090	1220	1170
66	160	155	150	65	1955			850	775	640	890	1130	1260	1220
68	175	180	180	80	2000			870	815	680	925	1170	1295	1265
70	225	210	220	100	2040			900	850	720	965	1215	1330	1305
72	260	265	260	125	2080			905	895	760	1005	1250	1390	1345
74	300	300	300	150	2120			930	935	790	1035	1290	1415	1390
76	340	345	340	170	2160			950	975	835	1080	1320	1460	1465
78	380	375	385		2200			970	1010	880	1125	1370	1500	1495

Park

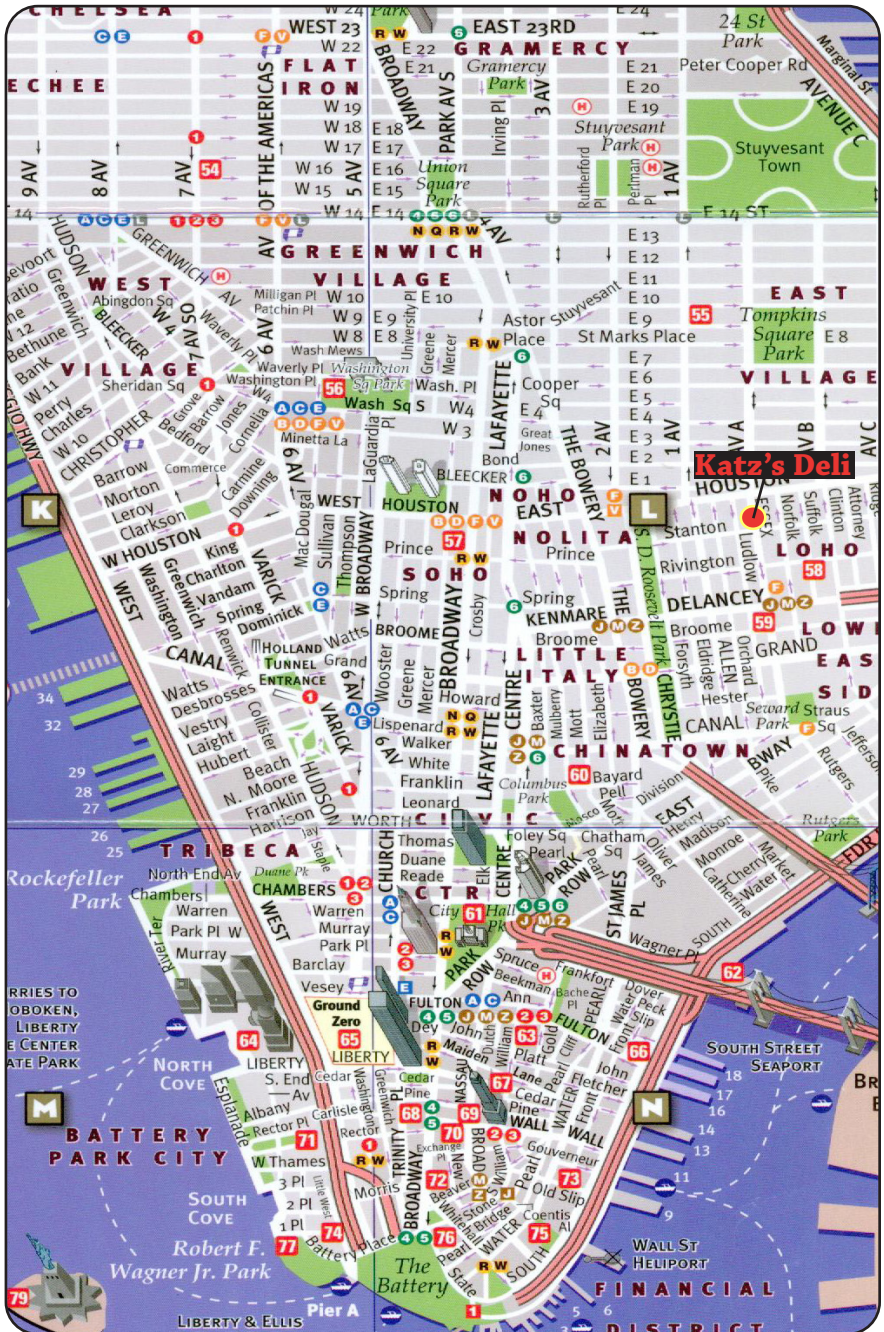
Harlem



Upper Manhattan



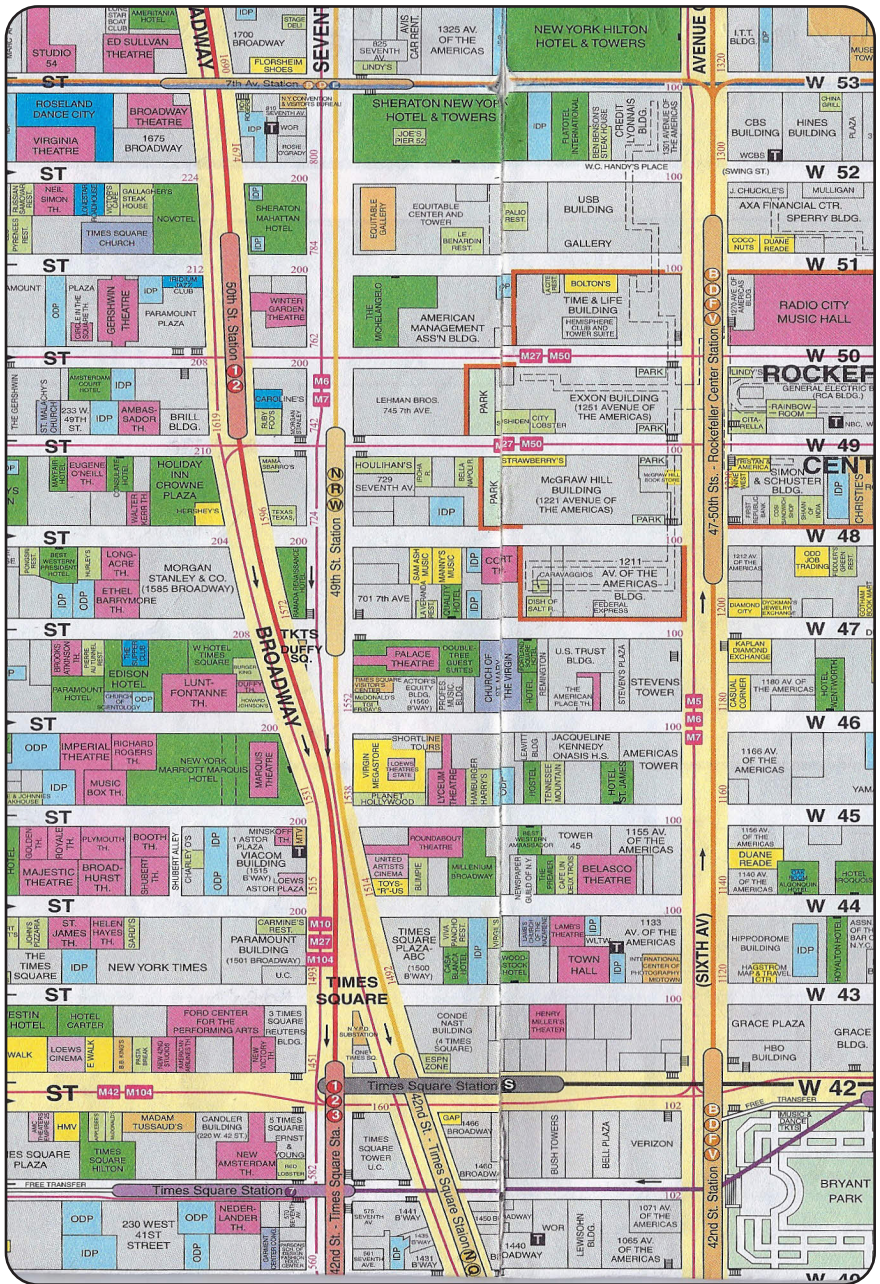
Lower Manhattan



Midtown



Theatre District



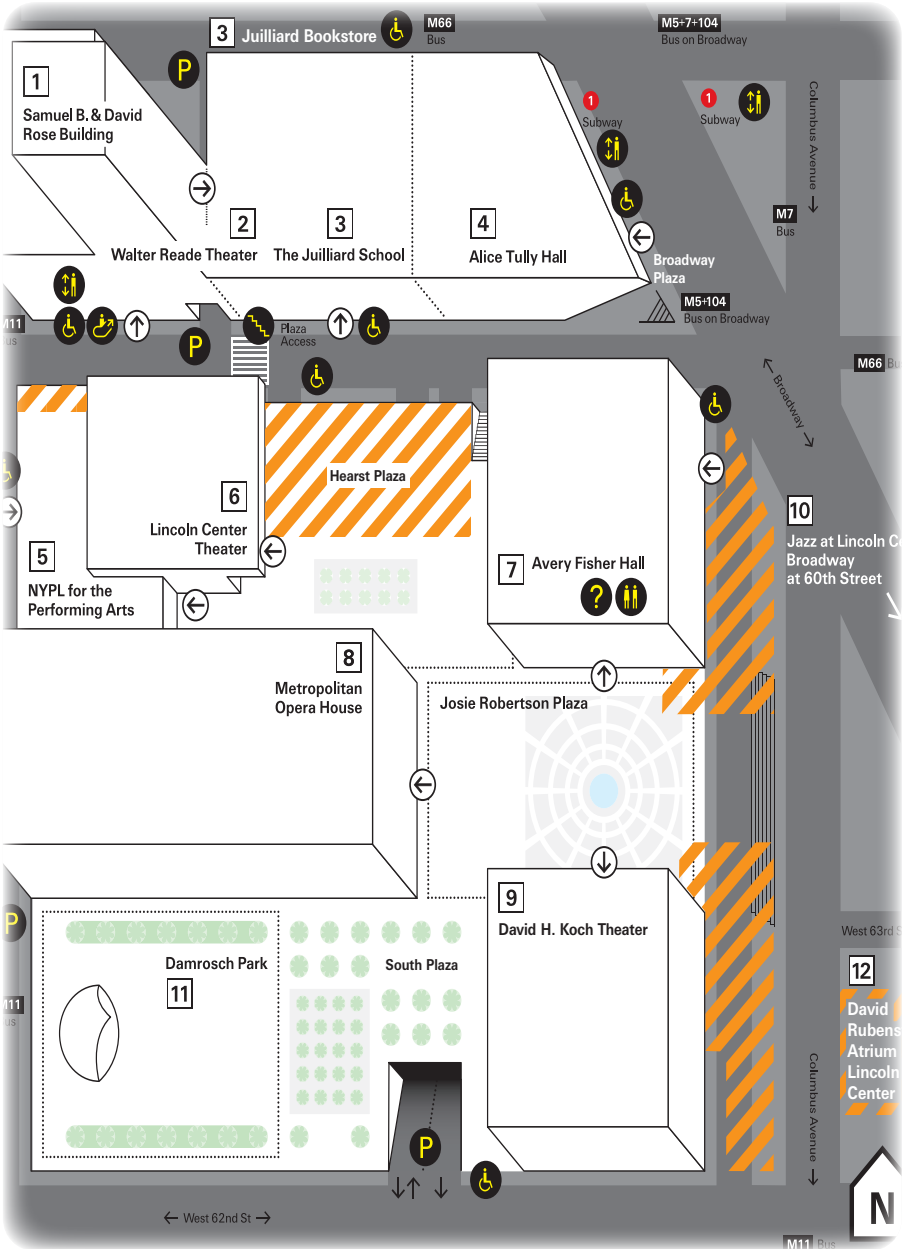
Subway North



Subway South

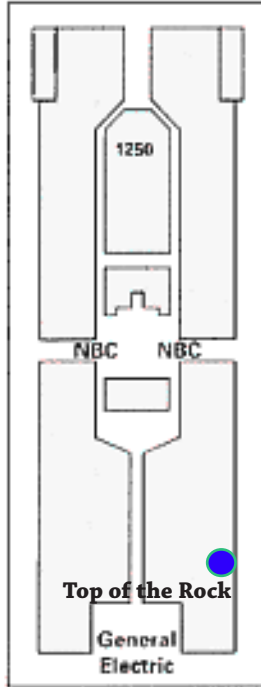
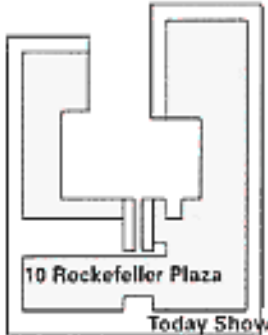
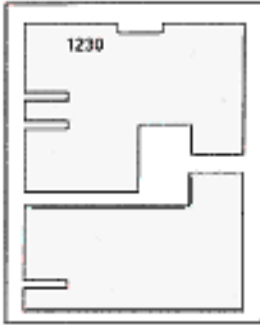


Lincoln Center

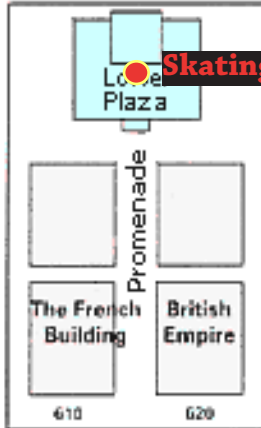



Rockefeller Center

Avenue of the Americas



Rockefeller Plaza



5th Avenue

Museum Mile



- 12** - Jewish Museum
- 13** - Cooper-Hewitt National Design Museum
- 14** - National Academy Museum
- 16** - Guggenheim Museum
- 17** - Neue Galerie
- 19** - Metropolitan Museum of Art
- 20** - American Museum of Natural History



Walking Tours Index

- | | |
|--------------|-----------------------|
| Page 50 & 51 | Little Italy |
| Page 52 & 53 | Central Park |
| Page 54 & 55 | Financial District |
| Page 56 & 57 | Greenwich Village |
| Page 58 & 59 | SoHo |
| Page 60 & 61 | Rockefeller Center |
| Page 62 & 63 | 5th & Madison Avenue |
| Page 64 & 65 | Empire State Building |
| Page 66 & 67 | Broadway |

Little Italy

Starts: Spring Street and Lafayette Street

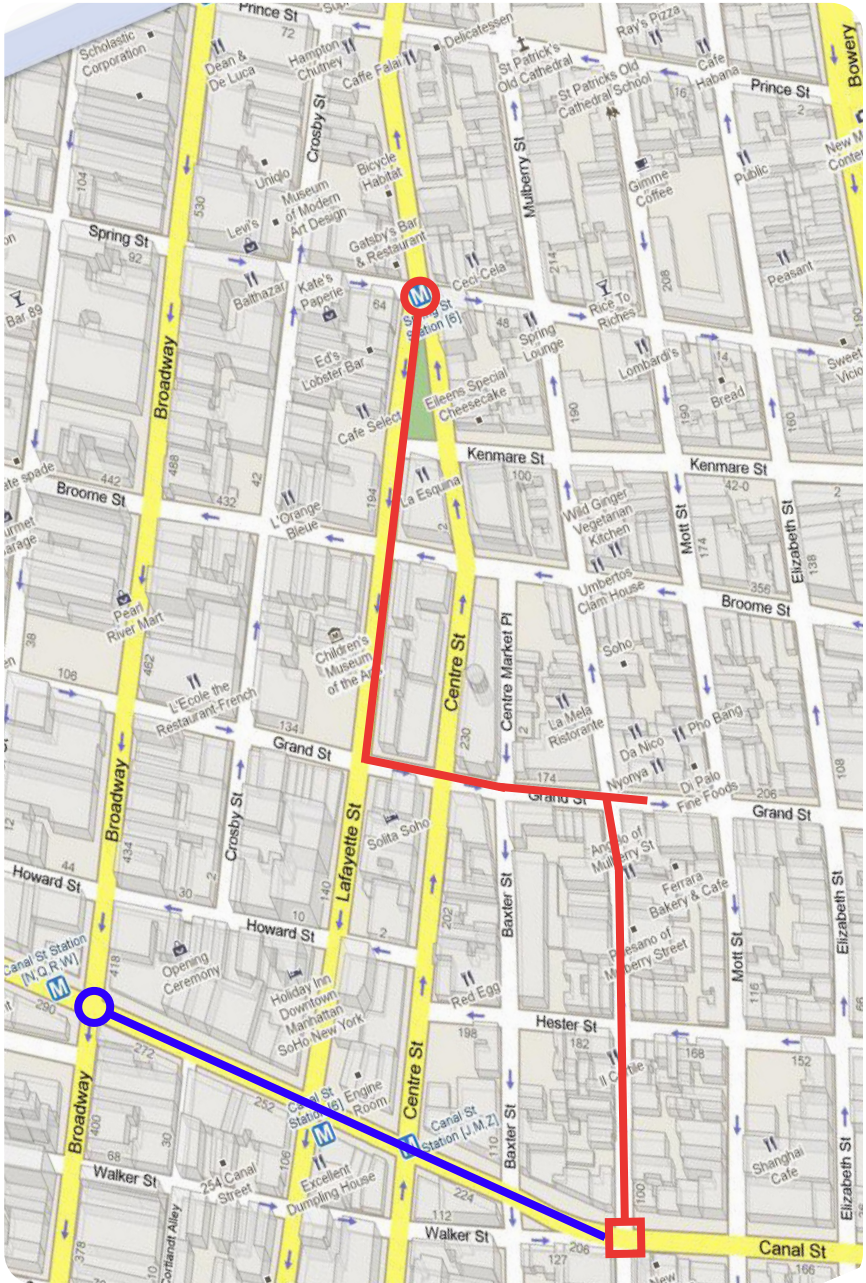
Nearest subway station: Spring Street and Lafayette Street

1. **55 Spring Street: Ceci Cela** is the sunflower yellow French pâtisserie.
2. Continue down **Lafayette Street** to **Doms** at No. 202. Pop in to take home some freshly made Italian sausage or something from their take-out menu.
3. Turn left onto **Grand Street** to check out No. 186, the **Italian Food Center**. Next door at No. 188 is a 100-year-old cheese making shop, and at No. 190, a ravioli shop.
4. Next, detour to No. 195, **Ferrara's**, the city's first espresso bar. Take home some almond biscotti or have a scoop of tiramisu ice cream and then turn back to turn left onto **Mulberry Street**.
5. Mulberry Street is the heart of Little Italy, and is host to the annual **Feast of San Gennaro**. No. 128, **Foranzo Italian Imports**, sells an eclectic selection of Italian goods such as football shirts, espresso machines, and papal memorabilia. Continue to **Umberto's Clam House** where Mafia boss Joey Gallo was shot in 1972.
6. Continue down to **Canal Street** where you can shop until your heart's content!
(Walk up Canal Street and turn right on Broadway to meet the SoHo Walking Tour from step 2 - pg. 58-59)

Ends: Canal Street

Nearest subway station: Lafayette and Canal Street.

Map



**Walking Tours courtesy of Frommers*

Central Park

Starts: West 72nd Street and Central Park West

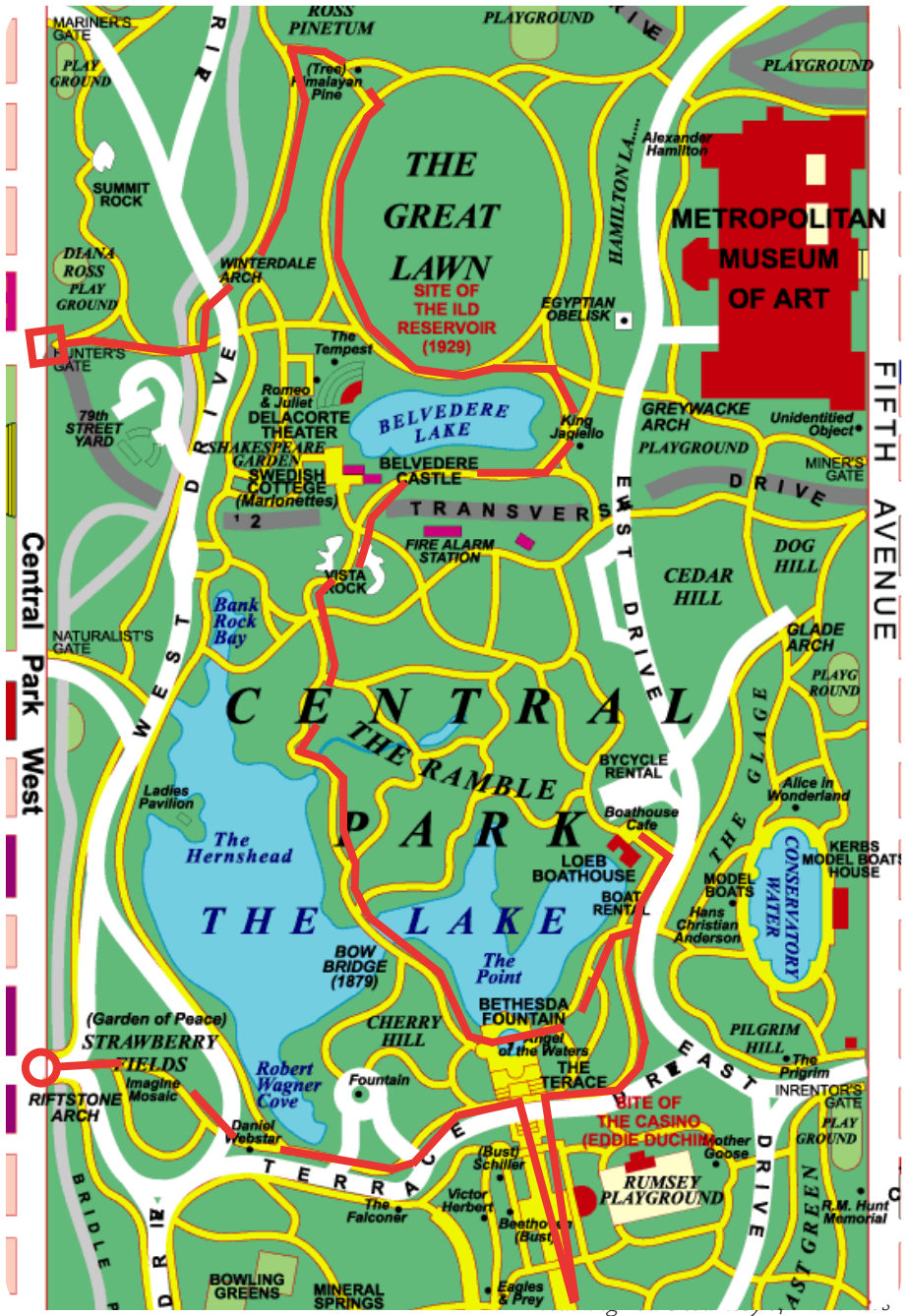
Nearest subway station: 72nd Street

1. Wander past the **Dakota Apartments** where John Lennon was tragically shot and his widow Yoko Ono still lives. See the **Strawberry Fields** restored to commemorate the former Beatle, and the **International Peace Garden**.
2. Continue around the left arm of the Lake to see the wooden **Cherry Hill shelter**.
3. Walk on the formal promenade of **The Mall** which leads up to a wisteria-draped pergola. Walk under the arch's colourful ceiling tiles, originally made by monks in 12th Century France.
4. The **Bethesda Fountain** was created to mark the opening of the aqueduct system that supplied the city with clean water for the first time in 1892, and is also where anti-Vietnam demonstrators used to gather.
5. Detour to the right of the lake to the **Loeb Boathouse** to see where rowing boats are rented and nightly Venetian gondola rides are offered.
6. Head back the way you came to go around the left of the lake. Cross the **Bow Bridge**, built out of cast-iron to link Cherry Hill and the **Ramble**.
7. Continue to the **Swedish Cottage** which is home to the **Marionette Theater**. Climb the steps to the **Shakespeare Garden** and sit on the gigantic curved stroll that doubles as a seat.
8. Next, see the **Belvedere Castle's** one turret. Cross the Western side of the **Great Lawn** to see where many free concerts have been given.
9. Overlooking the lake is the **Delacorte Theater**, where Shakespeare in the Park is held each summer.
10. Cross West Drive to Central Park West. Go down West 81st Street to the cube-encased globe of the **Rose Center for Earth and Space**.
11. Walk through the Rose Center to the **American Museum of Natural History**, the second largest natural history museum in the world.

Ends: West 81st Street and Central Park West

Nearest subway station: 81st Street - Museum of Natural History

Map



Financial District

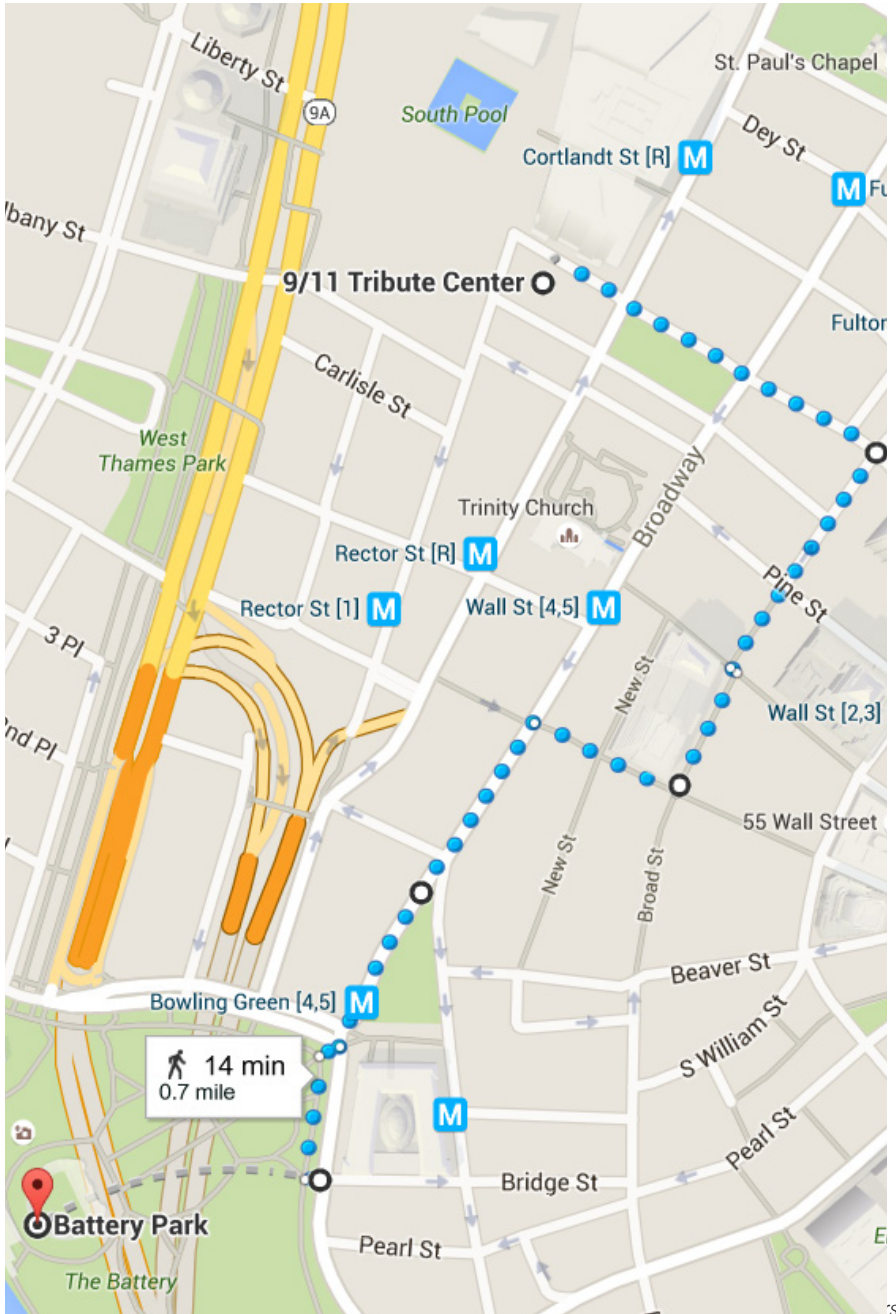
Starts: Battery Park - Exit of Statue Cruises @ Castle Clinton

1. When facing **away** from the water, cross the park on your right towards State Street. Turn Left on State Street and walk Bowling Green Park.
2. Continue up Broadway Street until you reach the **Charging Bull** statue. This statue represents a Bull, the symbol of aggressive financial optimism and prosperity. It is an iconic symbol of NYC and Wall Street.
3. Continue North on Broadway until you reach Exchange Pl. Turn Right. Continue to Broad St. Turn Left. On your left is the **New York Stock Exchange**. This is the world's largest stock exchange by market capitalization. The NYSE has a major impact on markets worldwide. In fact, the average daily trading value was app. \$169 billion USD in 2013!!!
4. Continue North on Broad St. Stop when you reach Wall St. **Wall Street** originally got its name from the Dutch name 'de Waal Straat'. The street name was derived from an earthen wall on the northern boundary of the New Amsterdam settlement. It is widely believed to have been used as protection from the English colonial encroachment. If you look closely, you can still find parts of the wall within the street! Wall Street is the epicenter for the financial district of NYC, which has been called both the most economically powerful city and the leading financial center of the world!
5. In front of you, on your right, is **Federal Hall**. Federal Hall was built in 1700 as New York City's City Hall. It later served as the first capitol building of the USA under the Constitution, as well as George Washington's inauguration as the first President of the USA. The original building was demolished, but this new building was built as a museum to represent the original.
6. Continuing North from your original route... you will make a quick shift left (but still heading North) taking you onto Nassau St. Continue up this street until you reach Liberty St. On your right is the **Federal Reserve Bank of New York**. Working with the Federal Reserve System, the NYFRB implements monetary policy, supervises and regulates financial institutions and helps maintain the nation's payment systems.
7. Turn Left on Liberty Street. Continue several blocks until you reach the 9/11 Memorial & Tribute Center on your Right.

Ends: 9/11 Memorial

Nearest subway station: Cortland Street (R).

Map



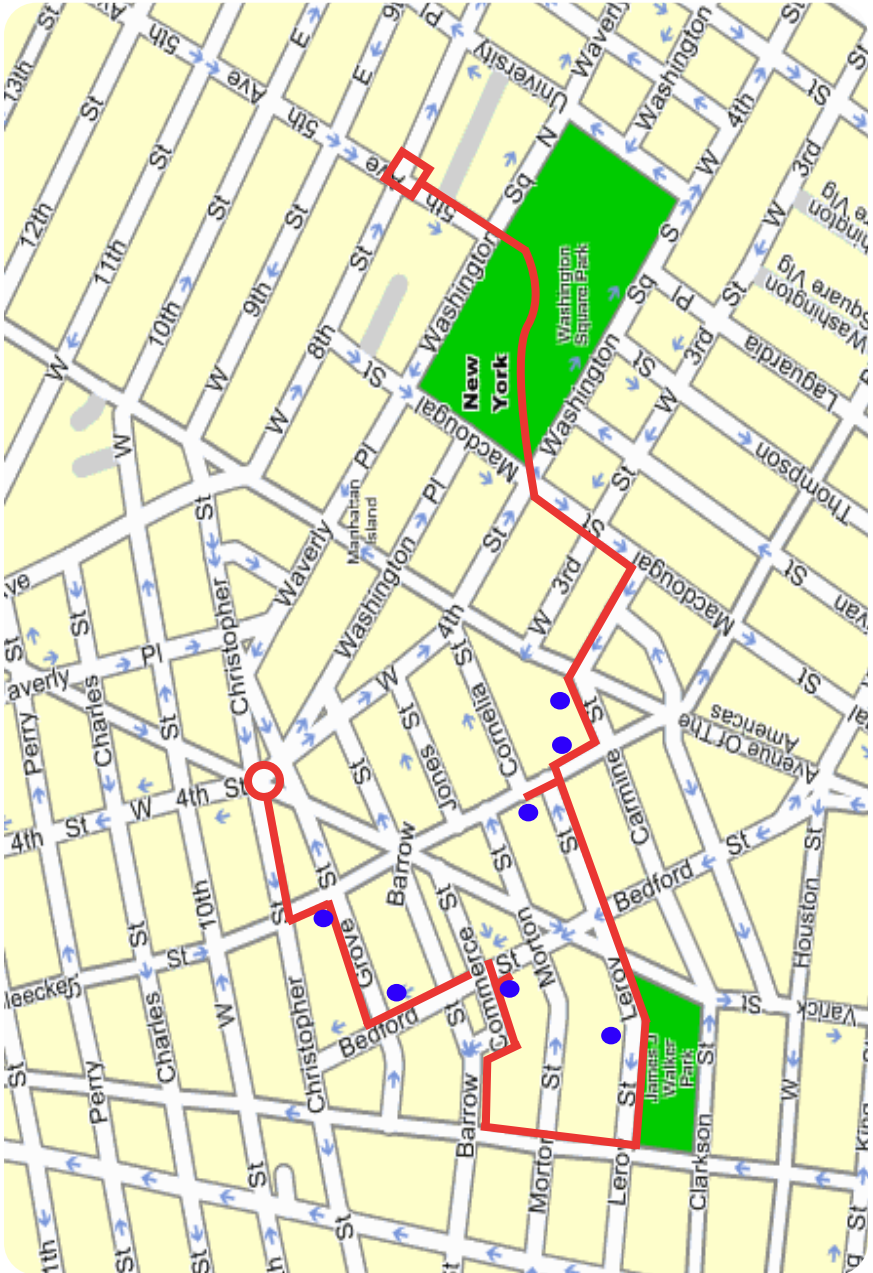
Greenwich

Starts: Sheridan Square - Subway: Christopher St. and Sheridan Sq.

1. **Sheridan Square** was once known as the “mousetrap” as seven streets converge at the square, confusing even the locals. It is best known as a symbol of the gay liberation movement, now the site of the annual gay Halloween Parade.
2. Wander down **Christopher Street** to see the unique combination of gay bars and crystal shops. Turn left on **Bleeker** and then right down **Grove**. Keep an eye out on your right at the corner for *45 Grove St*, the site where John Wilkes Booth planned the Assassination of Abraham Lincoln! Continue walking to Bedford.
3. Turn right onto Bedford. At **Bedford and Grove** (on your left) you will see the location where they shoot the *Friends* apartments and the restaurant on the corner. Continue past Commerce, notice *75 and a half Bedford Street* which is only half the width of a house! Turn around.
4. Turn left on **Commerce Street**. 38 Commerce Street is **Cherry Lane Theater** which started off as a farm silo and became a theater in 1924.
5. Follow Commerce onto **Barrow** and then turn left onto **Hudson Street**. The **Hudson River** once reached the corner of Hudson and **Morton Streets**, but is now three blocks West.
6. Turn left onto **St Luke’s Place** to see No. 10, the home of the Huxtables from the popular 80s TV series, *The Cosby Show*.
7. Continue up Leroy and turn left onto Bleeker to try the amazing bread at **Amy’s** and some fabulous cheese at **Murray’s**. Then continue in the opposite direction and try the ‘out of this world’ pastries at **Roccos**!
8. Turn left onto Carmine and walk past **Joe’s Pizza**, where several scenes in *Spiderman* were filmed. Continue the zigzagged streets to **Washington Square Park**. This site was once a late 18th Century cemetery and ten thousand bodies were excavated to create the park.
8. The **Memorial Arch** commemorates Washington’s inauguration and leads the way to Fifth Avenue.

Ends: Fifth Avenue and West Eighth Street - Subway: Eighth & Broadway (Right off 5th Avenue onto Washington Mews to Broadway)

Map



● Point of Interest

SOHO

Starts: Thompson and Canal Street

Nearest subway station: Thompson and Canal Street

1. Start your walk up **Canal Street** towards **Broadway**, shopping the street vendors on the way. You can practice your bartering skills for handbags, jewelry, scarves, music, and other New York accessories. But be careful what you buy! Some things are too good to be true!
2. Turn left onto **Broadway** to continue your shopping. This is SoHo's main street for shopping name brands such as **Guess, Hollister, Aldo, Desigual, A/X**, and many more!
3. Turn left onto **Broome Street**. At 453 Broome Street, you will find the **Gourmet Garage**, known for its use of organic produce. Stop in and try a "Starving Artist" sandwich and a fresh fruit smoothie.
4. Turn right onto **Greene Street** to see the 13 cast-iron building fronts. Turn right onto **Spring Street** to stop in the unique store, **Evolution**. Continue down the street back to Broadway.
(Continue down Spring Street past Broadway to Lafayette Street for the Little Italy Walking Tour pg. 50-51)
5. Turn left on **Broadway** for more shopping!
6. **555 Broadway:** French cosmetics chain, **Sephora**.
7. **561 Broadway: Singer Building** - Once home to the offices of the famous sewing company. Across the street is the New York sandwich shop **Dean and DeLuca** whose success has seen them grow to a large chain with locations throughout the city. Stop in for a coffee and a slice of chocolate and nut "magic cake".

Ends: Prince Street and Broadway

Nearest subway station: Prince Street and Broadway

***Optional:** You may continue shopping **Broadway** to **W. Houston Street**. At W. Houston, turn right to reach the Subway stop at Broadway and Lafayette Street.

Map



**Walking Tours courtesy of Frommers*

Rockefeller Center

Starts: Fifth Avenue and East 51st Street

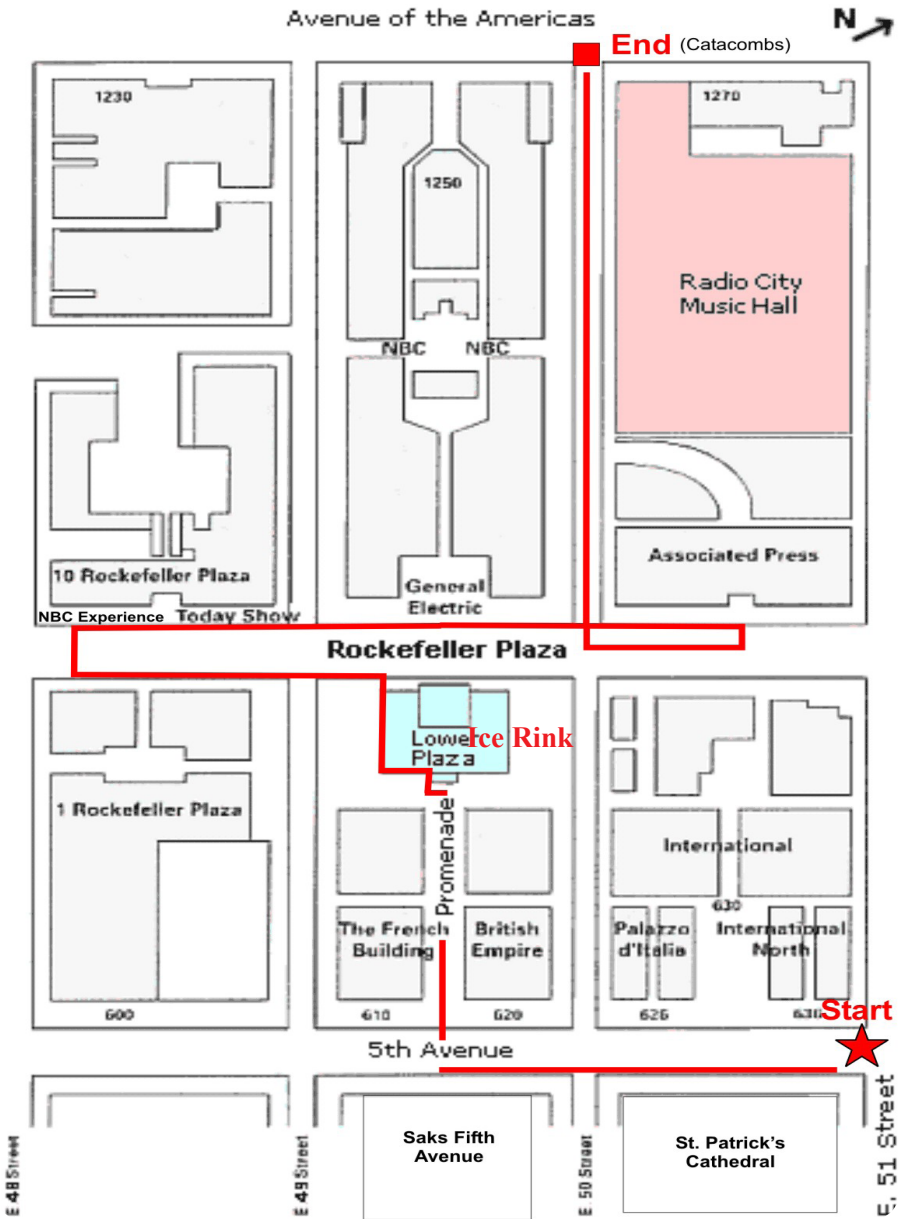
Nearest subway station: Underground Concourse

1. On the corner of **Fifth Avenue** and **East 51st Street** is **St Patrick's Cathedral**.
2. Walk down Fifth Avenue and stop in at **Sak's Fifth Avenue** on the corner of **East 50th**. Across the street, wander up the **Promenade** between the **British Empire** and **La Maison Francaise** (The French Building). Take the time to relax for a few moments in the **Channel Gardens** to watch workers, tourists, and shoppers bustle by. The gardens are also a great place for a nice view of the **Prometheus Statue** and the **GE Building**.
3. Continue up the Promenade to find the **sunken Lower Plaza** that is home to a cafe and garden in the summertime and the famous ice rink and Christmas tree during the winter months.
4. At No. 10 **Rockefeller Plaza** crowds gather to watch the filming of NBC's the Today Show each morning. Pop in next door to the **NBC Experience Store**.
5. No. 30 Rockefeller Plaza is the old **RCA Building** which is now home to **General Electric** and **NBC Studios**. On the 65th floor of the **GE Building** is the most famous restaurant in the complex, the **Rainbow Room**.
6. Venture inside the front entrance of the GE Building and then downstairs to discover the underground shopping mall that connects the complex's 14 main buildings. These underground tunnels are formally known as the **Underground Concourse**, but are often referred to as the **Catacombs**.
7. Next door to the GE Building at No. 50 you will see the old headquarters of the **Associated Press**, which recently moved locations after calling Rockefeller Center home for over 65 years.
8. Turn right down East 50th Street between the GE and AP buildings. On your right is **Radio City Music Hall**, No. 1260 **Avenue of the Americas**, home of the **Rockettes**.
9. Lastly, return to the Catacombs to explore the underground world of shopping and restaurants. The Catacombs also provide subway access.

Ends: Underground Concourse

Nearest subway location: Underground Concourse

Map



5th & Madison Ave

Starts: 59th Street and Lexington Avenue

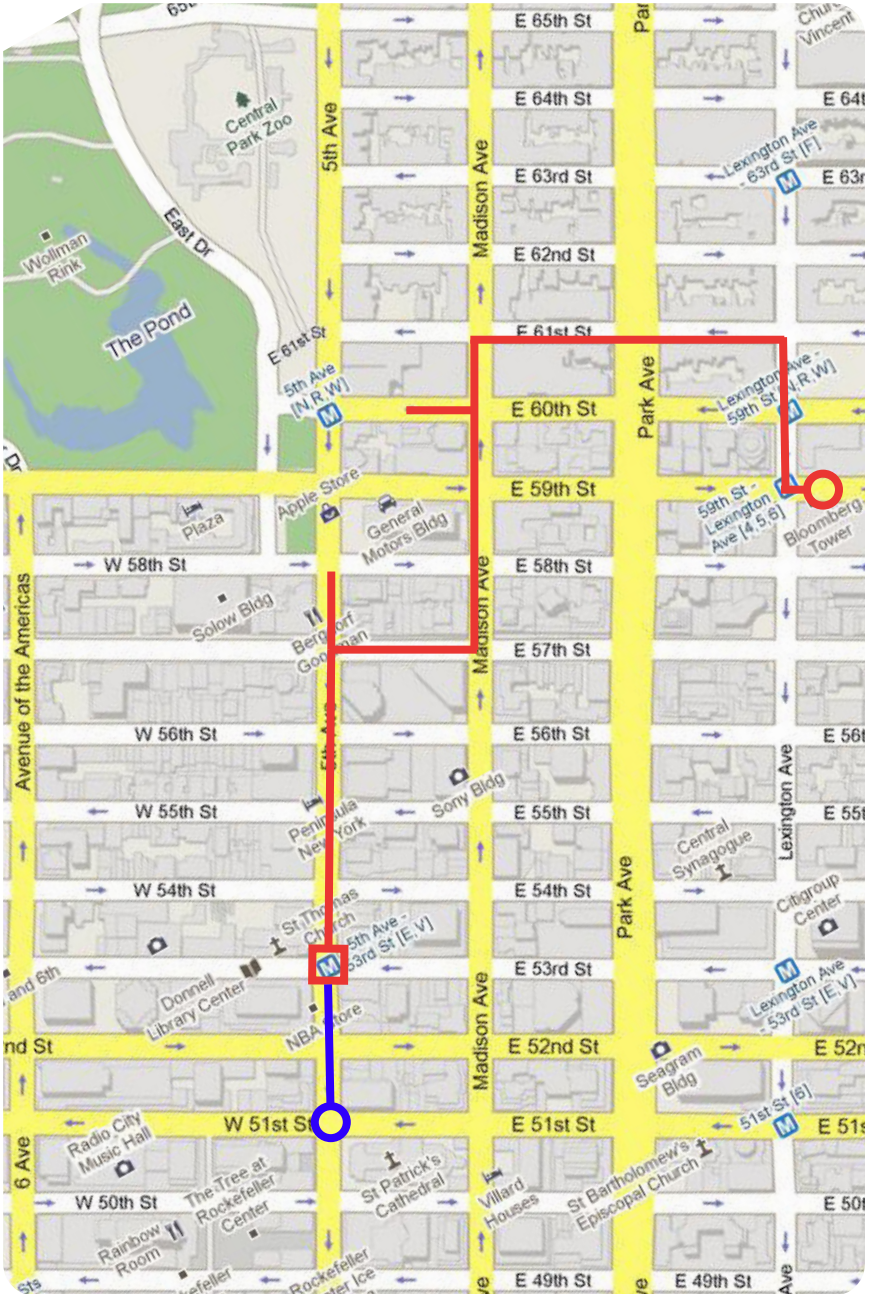
Nearest subway station: 59th Street and Lexington

1. Start your journey by popping into the world famous **Bloomingdale's**, created by the Bloomingdale brothers who first opened shop in 1856 selling hooped skirts.
2. Turn right onto **Lexington Avenue** and left along **East 61st Street** to **Madison Avenue**. Turn left along Madison Avenue, where you will find a plethora of exclusive boutiques and the renowned **Barneys New York**.
3. As you continue down Madison, take a quick detour and stop in at **DKNY** on **60th Street**. A little further down Madison Avenue is **Sony Style**, the electronics retail store below Sony headquarters. Next door (right) at **East 57th Street** is **Niketown**, the sportswear giant.
4. Also on East 57th is the world recognized designer **Hermes** and the **Chanel Boutique** at No. 5.
5. Continue down East 57th and turn left onto **Fifth Avenue**.
6. Also on Fifth Avenue is **Bergdorf Goodman**, a great place to shop for all the major European and American designer clothes. At No. 757 is **Tiffany and Co**, turn around and at No. 725, the **Trump Tower**, where the popular reality TV show *The Apprentice* is filmed.
7. Wander further down 5th Avenue to find the **Disney Store** at No. 711 and **Warner Bros. Studio Store** on East 57th Street.
(Continue down 5th Avenue to 51st for the Rockefeller Center Walking Tour pg. 60-61)

Ends: Fifth Avenue and 53rd Street

Nearest subway station: Fifth Avenue and 53rd Street

Map



Empire State Building

Starts: Seventh Avenue and West 34th Street

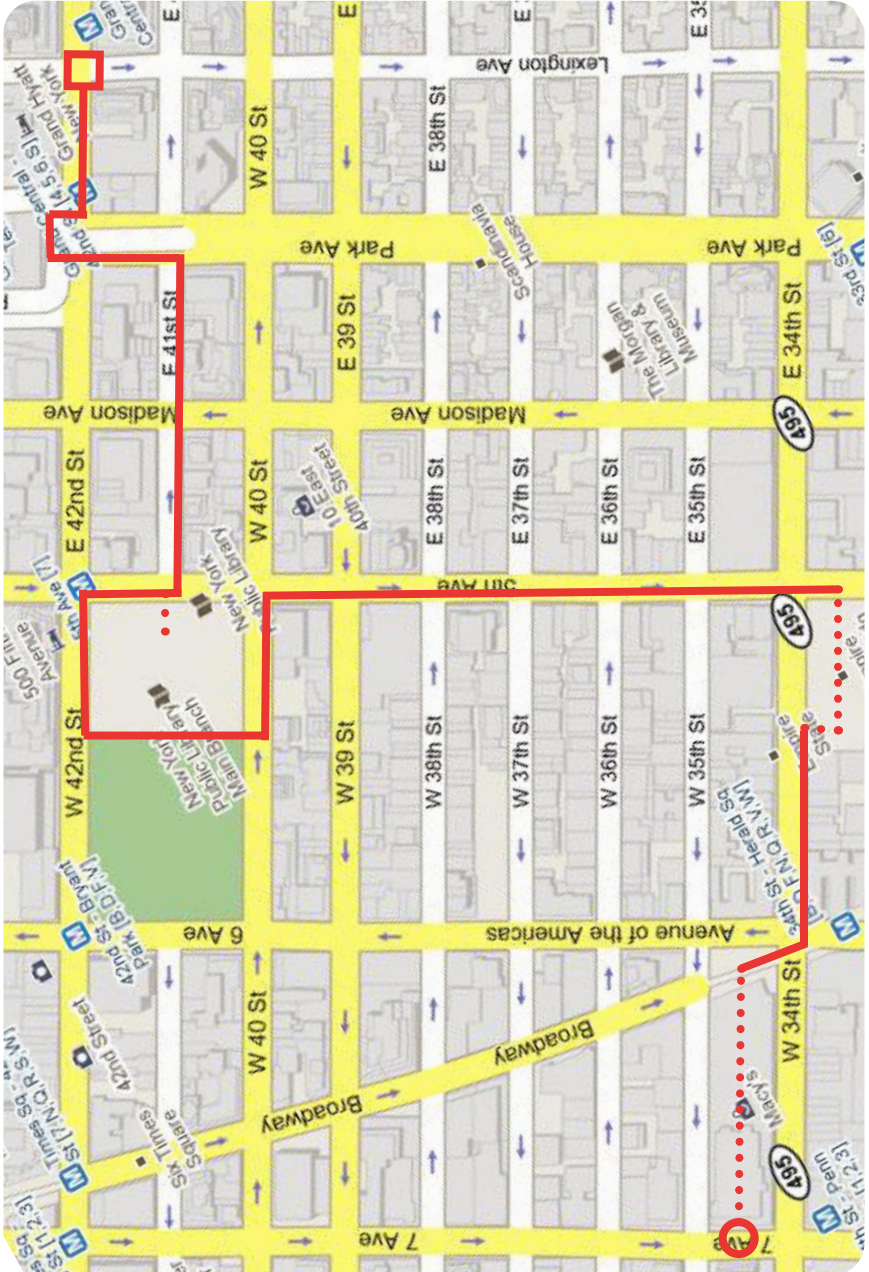
Nearest subway station: 34th Street, Penn Street Station, Seventh Avenue

1. At **7th** and **West 34th** is **Macy's, "The World's Largest Store"** famous for its sponsorship of the Thanksgiving Day Parade and Fourth of July Fireworks.
2. Leave Macy's via its **Broadway** exit. See **Herald Square**, the original location of the New York Herald of which all that remains is the clock.
3. A short way up **East 34th Street** is the **Empire State Building**. Exit onto **Fifth Avenue**. At No. 424 is **Lord and Taylor**, the department store that began the tradition of extravagant Christmas window displays.
4. Turn left onto **West 40th Street** at the **New York Public Library**. At No. 40 is the Gothic black and gold **American Standard Building**. Underneath the Parisian-style **Bryant Park**, where the NY Fashion week takes place twice a year, lies three million books in the library's storage facility.
5. Pass behind the library, right onto **42nd Street** and then right onto **Fifth Avenue** to access the entrance to the New York Public Library. Free one hour tours are offered at 11am and 2pm.
6. Walk down **41st Street** to see the **Grand Central Terminal at Park Avenue** (turn left onto Park Avenue). The **Oyster Bar** inside the magnificent station is known for having over 30 kinds of oysters and a variety of other seafood. Downstairs in the basement food hall you'll find pizza, fish and chips, and sushi.
7. Continue down **East 42nd Street** to 405 **Lexington Avenue** to see the world famous skyscraper, the **Chrysler Building**.

Ends: Lexington Avenue and East 42nd Street

Nearest subway station: Grand Central 42nd Street and Lexington Avenue

Map



Broadway

Starts: Times Square

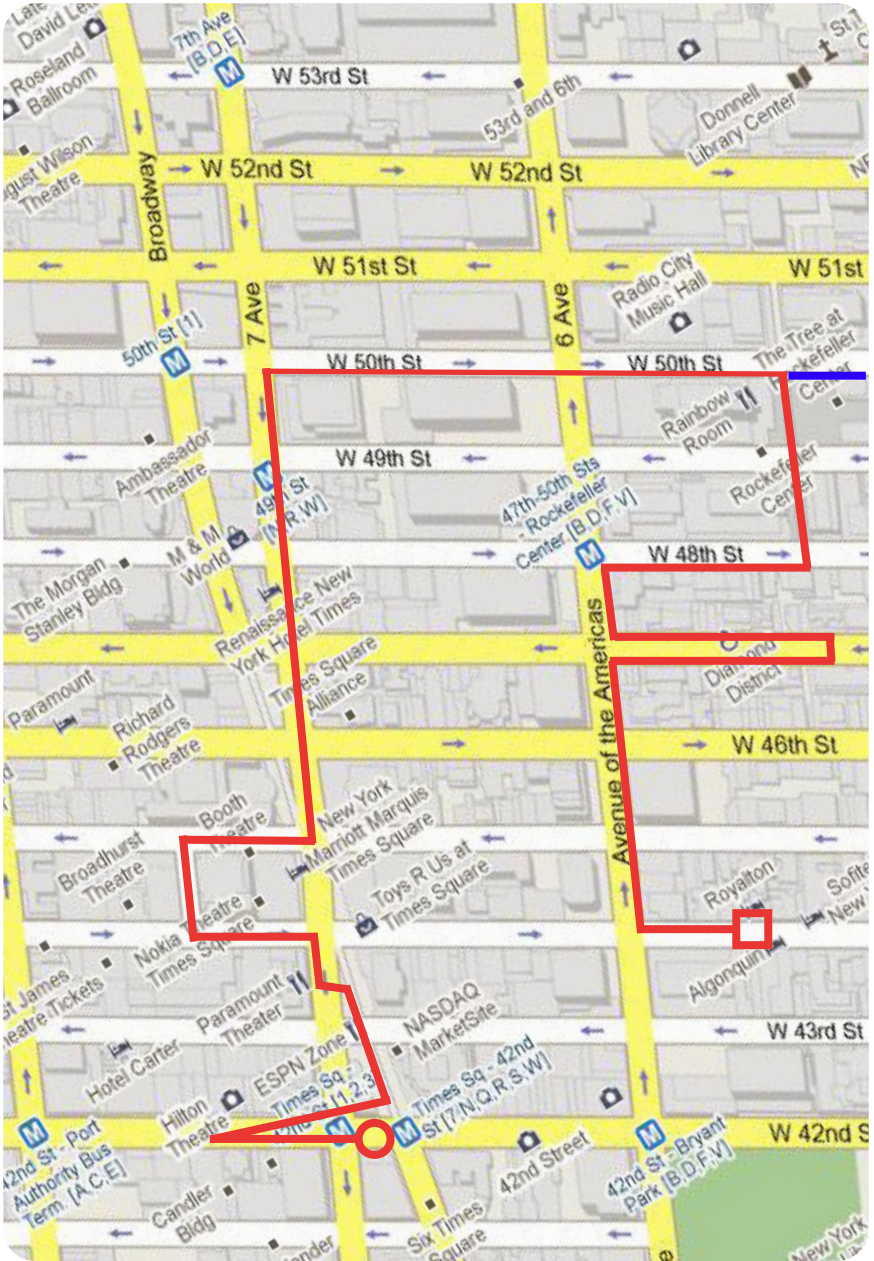
Nearest subway station: Times Square and 42nd Street

1. **No. 1 Times Square** is where the ball drops on New Year's Eve. Walk down **42nd Street** to the **New Amsterdam Theater**. The theater was restored by Disney after years of severe dilapidation. Retrace your steps back towards One Times Square.
2. At No. 4 Times Square is the **Conde Nast Building** that has tiny cells on its surface to capture sunlight and convert it to electricity. This is also the world headquarters of Vogue, the New Yorker, and Vanity Fair.
3. Continue up **Broadway** to No. 1501 to see the Art Deco landmark of the **Paramount Building**.
4. Turn right to walk through the tiny **Shubert Alley** where actors used to line the western wall hoping for a part in a Shubert play.
5. Turn right onto **West 45th Street** to see the **Lyceum** at 149-57, the grandmother of New York theaters. Walk back to **7th Avenue** and up to **Duffy Square**, also known as **Actor's Square**.
6. At 1560 Broadway, you can pick up theater tickets at the **Times Square Visitor Center**, or just check out the New Year's celebration pictures in the entrance.
7. Turn right onto **50th Street**. At 50th and **6th Avenue**, the twin towers of the **Life and Chase Manhattan Buildings** indicate the end of the theater district. Across the street is **Radio City Music Hall**.
8. Continue up 50th Street and turn right into **Rockefeller Plaza** (*if you wish to take the Rockefeller Center Walking Tour, continue to 5th Avenue and start at St. Patrick's Cathedral - see Walking Tour on page 60-61*).
9. Continue down to **48th Street** and turn right. Turn left onto **Avenue of Americas** to see **Diamond Row** at **47th Street**. Almost every shop front in this area is either a pawn shop or a jewelry emporium.
10. Wander down Avenue of Americas until you reach the **Algonquin Hotel**. Here you can stop in this hidden jewel for a delicious cup of tea in the famous **Oak Room**.

Ends: West 44th Street

Nearest subway station: 42nd Street and Sixth Avenue

Map



STS Tours Inc.
#17 15168 22 Ave
Surrey, BC, Canada
V4A 9T4



Telephone: 604-538-2853
Toll Free: 1-866-538-2853
Fax: 604-538-2863
E-mail: sts@ststours.ca

BC Reg. No. 24835