

The background of the slide is white with numerous grey, irregular splatters of varying sizes scattered across it, creating a textured, artistic effect.

Transformation

Assignment

Mr. Zess

Art 9/10

INSPIRATION:

Use one or more of the 3 words for your inspiration:

- **WORTHLESS**
- **DISPOSABLE**
- **UNSIGHTLY**

WORTHLESS

Not valuable, inexpensive, not important



DISPOSABLE

Used once. garbage, easy to throw away



UNSIGHTLY

Ugly, unpleasant to see, hidden from sight



STEP 1:

1. Make **3 sketches** based on one or more of the words
2. **Show Mr. Zess!**
3. Pick 1 and make a **good copy**


Your Drawing:

1. VERY SIMPLE
2. VERY SMALL
3. Draw on TEMPLATE
4. Easy to RECOGNIZE

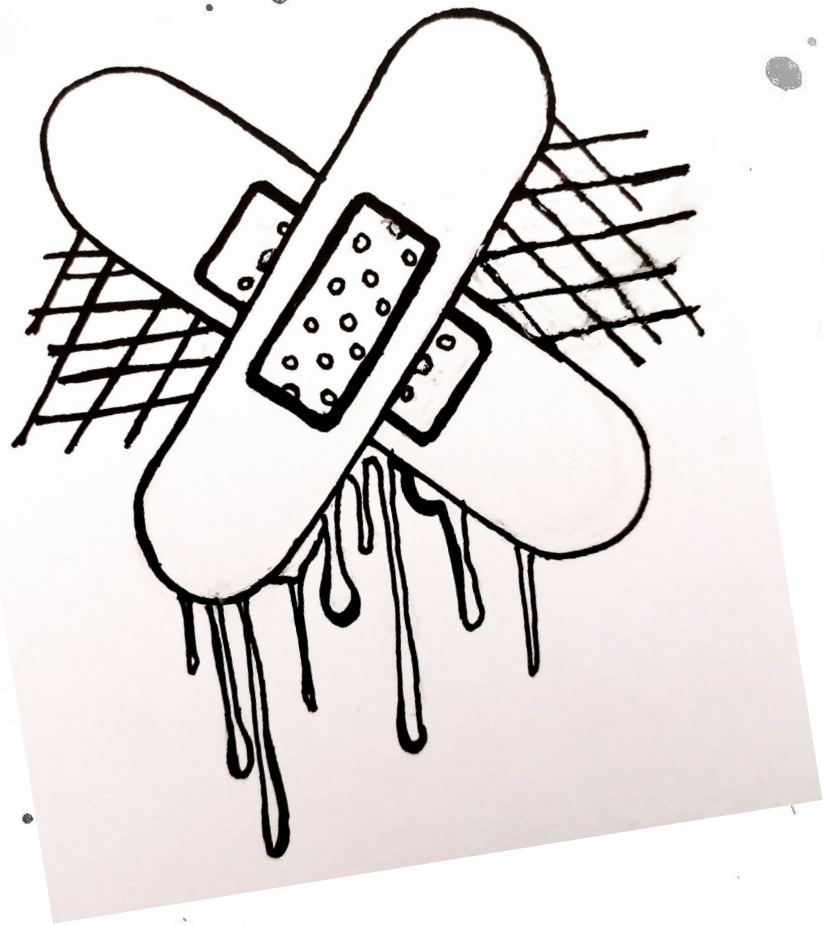
Your Drawing:

1. After you pick your drawing and show Mr. Zess,
2. Use **Fine liner** to break your drawing into only **Black and White lines**


E.g. Unsightly Drafts




E.g. Good Copy



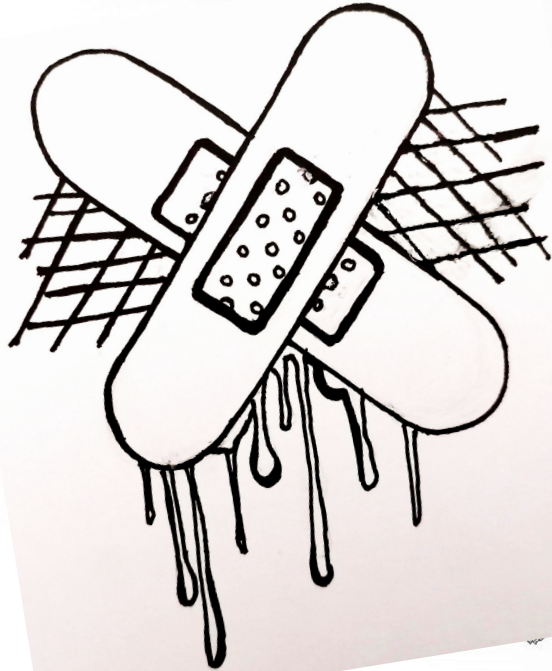
BLACK AND WHITE REVERSE!



Mr. Zess will Photocopy



MAKE your STAMP






2 mm

MAKE your STAMP



DIY : Make Your Own Stamp

Retrace in Ballpoint Pen




TESTING and TROUBLESHOOTING




TESTING and TROUBLESHOOTING



TESTING and TROUBLESHOOTING



TESTING and TROUBLESHOOTING





INSPIRATION:

Use one or more of the 3 words for your inspiration:

- **PRECIOUS**
- **IRREPLACEABLE**
- **ATTRACTIVE**



'Time Flies'

9/14




c. R. R. '07











'Time Flies'



9/14

c. R. R. '07



Hummmmmmm.....



